



esso

THE EUROPEAN SOCIETY
OF SURGICAL ONCOLOGY

2nd Advanced Course on the

Management of Colorectal Liver Metastases

15-17 October

2012

BORDEAUX



Management of Colorectal Liver Metastases

Faculty

Serge Evrard, *Professor of Surgery, Digestive Tumours Unit, Institut Bergonié/University of Bordeaux, Bordeaux, France*

Thomas Gruenberger, *Head of the Hepatobiliary Service, Department of General Surgery, Medical University of Vienna, Vienna, Austria*

Peter Naredi, *Professor of Surgery, Chairman of the Department of Surgery, Umea University Hospital, Umea, Sweden*

Graeme Poston, *Consultant Hepatobiliary Surgeon, Divisional Medical Director and Chairman of the Division of Surgery, University Hospital Aintree (UHA), Liverpool, UK*

Michel Rivoire, *Professor of Surgery, Co-ordinator of the Department of Surgery, Centre Régional Léon Bérard, Lyon, France*

Theo Ruers, *Professor of Surgery, Head of the Division of Surgical Oncology, The Netherlands Cancer Institute, Amsterdam, The Netherlands*

Invited Speakers

Grégoire Désolneux
Surgical Oncologist, Institut Bergonié, Bordeaux, France

Véronique Vendrely
Radiation Oncologist, University Hospital, Bordeaux, France

Jean Palussière
Radiologist, Department of Medical imaging, Institut Bergonié, Bordeaux, France

Aim of the Advanced Course

The advanced course will provide an answer to the following questions:

- How do I manage the patient's preoperative assessment?
- How do neoadjuvant or induction chemotherapy impact on our approach to CRMs?
- How do I use and optimise ultrasound guided CRM surgery?
- Do I clamp the pedicle or not?
- How do I transect the liver parenchyma?
- Do I prefer anatomical to non anatomical resections?
- How do I manage very large CRMs?
- How do I practice intraoperative radiofrequency ablation?
- How do I manage a two-stage procedure?
- How do I manage missing metastases?
- How do I manage the primary tumour with synchronous CRMs?
- Do I know the place of the other regional therapies or targeted radiotherapies?

Educational Methods

Multidisciplinary approach

Plenary lectures, workshops

Live transmission of liver procedures

Video discussions

Booklet of bibliography

Ideal advanced course candidate

Senior resident (*last two years of training*)

Junior consultant surgeon (*within five years of board certification*)

Experienced consultant surgeon

Good in English, written and spoken

Is, or willing, to become a member of ESSO

Course Venue

Institut Bergonié/Université de Bordeaux

229 cours de l'Argonne

33076 BORDEAUX – FRANCE

www.bergonie.org

Course Accommodation

IBIS Bordeaux Centre Meriadeck
35, Cours du Marechal Juin
33000 BORDEAUX – France

Application Procedure

Application must include:

- Complete Application Form, available at www.essoweb.org (education/courses), or from the ESSO Secretariat
- Motivation letter
- Two-page CV

Deadline for application: **30 June 2012**

Participation fee

- 475 EUR for members (min. 1 year membership)
- 650 EUR for non-members.


Participation fee includes the registration to the course and 3-day accommodation on a half-board basis.

Accreditation

A request for accreditation will be submitted to the Accreditation Council of Oncology in Europe (ACOE).

Course Secretariat

European Society of Surgical Oncology (ESSO)
Avenue E. Mounier 83
B 1200 Brussels
Tel. +32 (0)2 5373106
Fax +32 (0)2 5390374
email: info@essoweb.org
Website: www.essoweb.org



Management of Colorectal Liver Metastases

Programme

Monday 15 October

08:15-08:45	Registration
08:45-09:00	Welcome
09:00-09:10	Video introducing how to manage complex metastases <i>Serge Evrard</i>
09:10-10:30	Session 1: liver anatomy and radiology
09:10-09:35	Surgical anatomy of the liver <i>Graeme Poston</i>
09:35-10:00	Liver imaging in advanced colorectal cancer (including PET and volumetric assessment) <i>Jean Palussière</i>
10:00-10:30	Intra-operative assessment of the liver <i>Thomas Gruenberger</i>
10:30-11:00	Coffee break
11:00-13:00	Session 2: liver resection techniques and intraoperative ablation (including videos)
11:00-11:20	Clamping and pre-conditioning <i>Peter Naredi</i>
11:20-11:40	Kellyclasia <i>Graeme Poston</i>
11:40-12:00	CUSA/RFA <i>Thomas Gruenberger</i>
12:00-12:20	Ablation (RFA/microwave) <i>Theo Ruers</i>
12:20-12:40	Anatomical versus non-anatomical resection and the margin issue <i>Grégoire Désolneux</i>
12:40-13:00	Discussion
13:00-14:00	Lunch
14:00-17:00	Session 3: first live operation + operative videos (all faculty) Intraoperative US: exploration, biopsy guiding, RF guiding, Contrast enhancement IOUS, Videos, Resection techniques and intraoperative RF, Portal ligation, Two-stage, re-hepatectomy Surgeons OP1: <i>Graeme Poston</i> OP2: <i>Michel Rivoire</i> General discussion (<i>all faculty</i>)



Tuesday 16 October

08:30-10:10

Session 4: integrated multidisciplinary management of colorectal liver metastases

08:30-09:15

Integrating chemotherapy and surgery, the role for neoadjuvant and adjuvant therapy / Induction therapy / Toxicity of chemo
Graeme Poston

09:15-09:45

Percutaneous ablation (RF, Microwave)
Jean Palussière

09:45-10:10

Targeted bead therapies
Graeme Poston

10:10-10:30

Targeted radiotherapies
Véronique Vendrely

10:30-11:00

Coffee break

11:00-14:00

Session 5: second live operation and operative videos (all faculty)

Intraoperative US: exploration, biopsy guiding, Contrast enhancement, Videos, Resection techniques and intraoperative RF, Portal ligation, Two-stage, Re-hepatectomy

Surgeons

OP1: *Thomas Gruenberger*

OP2: *Serge Evrard*

Lunch during session between 12:00 - 14:00

14:00-15:40

Session 6: problems in the management of colorectal liver metastases (including videos where appropriate)

14:00-14:20

Very large metastases: the hanging liver maneuvers
Michel Rivoire

14:20-14:40

Missing metastases
Peter Naredi

14:40-15:00

Two-stage procedures
Michel Rivoire

15:00-15:20

Intra-operative ablation in critical situations
Serge Evrard

15:20-15:40

Liver failure
Thomas Gruenberger

15:40-16:00

Coffee break



16:00-17:30

Session 7: case presentations: Management of complications (all faculty)



Wednesday 17 October

08:30-10:10	Session 8: strategies
08:30-09:00	Synchronous resection of primary and metastatic liver disease: the issues, operable primary and operable liver; operable primary but inoperable liver; inoperable primary with operable liver; inoperable primary and liver disease <i>Graeme Poston</i>
09:00-09:30	Rectum or liver first <i>Theo Ruers</i>
09:30-10:00	Initially inoperable liver disease that becomes resectable after chemotherapy <i>Thomas Gruenberger</i>
10:00-10:10	Discussion
10:10-10:30	Coffee break
10:30-12:00	Session 9: case presentations and discussions on on-going trials (all faculty)
12:00	Conclusion, certificate of attendance





The advanced course is supported by:



ESSO is grateful for the continuous support of
its corporate sponsors:
Genomic Health and Roche



European Society of Surgical Oncology (ESSO)

Avenue E. Mounier 83

B 1200 Brussels

Tel: +32 (0)2 5373106

Fax : +32 (0) 5390374

Email : info@essoweb.org

Website : www.essoweb.org

